

Nonchaotic stagnant motion in a marginal quasiperiodic gradient system

Takahito Mitsui*

Department of Applied Physics, Faculty of Science and Engineering, Waseda University, Tokyo 169-8555, Japan
(Received 10 January 2008; revised manuscript received 9 May 2008; published 15 August 2008)

A one-dimensional dynamical system with a marginal quasiperiodic gradient is presented as a mathematical extension of a nonuniform oscillator. The system exhibits a nonchaotic stagnant motion, which is reminiscent of intermittent chaos. In fact, the density function of residence times near stagnation points obeys an inverse-square law, due to a mechanism similar to type-I intermittency. However, unlike intermittent chaos, in which the alternation between long stagnant phases and rapid moving phases occurs in a random manner, here the alternation occurs in a quasiperiodic manner. In particular, in the case of a gradient with the golden ratio, the renewal of the largest residence time occurs at positions corresponding to the Fibonacci sequence. Finally, the asymptotic long-time behavior, in the form of a nested logarithm, is theoretically derived. Compared with the Pomeau-Manneville intermittency, a significant difference in the relaxation property of the long-time average of the dynamical variable is found.

DOI: [10.1103/PhysRevE.78.026206](https://doi.org/10.1103/PhysRevE.78.026206)

PACS number(s): 05.45.Ac, 05.45.Pq

I. INTRODUCTION

Temporal intermittency is the occurrence of a signal accompanied by random alternation between long laminar phases and relatively short bursts, which is widely observed in nonequilibrium dynamical systems. For example, the Rayleigh-Bénard convection [1], the Belousov-Zhabotinsky reaction [2], and an rf-driven Josephson junction [3] exhibit intermittent phenomena. In the field of nonlinear physics, intermittency is tacitly understood as the occurrence of intermittent chaos.

Here we confine ourselves to the Pomeau-Manneville intermittency [4]. The onset of intermittent chaos is associated with a loss of stability of periodic motion, which is classified into three types: type-I (saddle-node bifurcation), type-II (Hopf bifurcation), and type-III (subharmonic bifurcations). The Pomeau-Manneville (PM) system, $x_{n+1} = T(x_n) = x_n + ax_n^z \pmod{1}$ ($z \geq 1, a > 0$), is a typical model of a Poincaré map for intermittent chaos [4]. The system is called nonhyperbolic, since it has an indifferent fixed point $x=0$ with $T'(x) = 1$, in the neighborhood of which laminar motions are generated, and the ergodic measure $\rho(x)$ localizes as $\rho(x) \propto x^{-z+1}$ [4–8].

One of the important problems in such a nonhyperbolic system is the appearance of nonstationarity. In a nonstationary regime where $z \geq 2$, the ergodic measure $\rho(x)$ cannot be normalized, and the $f^{-\nu}$ ($\nu \geq 1$) fluctuation is generated. Nonstationarity can be shown, for example, in the behavior of the renewal function $H(n) = E(N_n)$, which is the ensemble average of the number N_n of chaotic bursts during the time interval $(0, n]$ [6,8,9]. Therefore the renewal rate defined by $H(n)/n$ represents the average occurrence probability of the bursts during $(0, n]$. In stationary regimes, this probability does not depend on time, $H(n)/n \approx 1/\tau$. However, in the nonstationary regime ($z > 2$), it depends on time as $H(n)/n \propto n^{-(z-2)/(z-1)}$. In particular, at the critical point ($z=2$), it behaves as $H(n)/n \propto 1/\ln n$. Thus the renewal rate indicates the nonstationarity of the intermittent chaos.

Although many studies of intermittency have dealt with chaotic systems, intermittent dynamics are also observed in nonchaotic systems. Intermittent strange nonchaotic attractors (SNAs) are generically created in quasiperiodically forced systems through quasiperiodic saddle-node bifurcations [10,13,14], through quasiperiodic subharmonic bifurcations [12,13], and through several types of crisis [11], where the scaling behavior is characteristic of type-I, type-III, and crisis-induced intermittency, respectively. Unlike the analogy between the intermittencies in SNAs and those in chaotic systems, the difference is not clear, except for the original difference in the sign of the largest nontrivial Lyapunov exponent [10–14].

In this study, we present a marginal quasiperiodic gradient system (MQPGS) as a mathematical extension of a nonuniform oscillator $\dot{x} = 1 - A \cos x$, which arises in several fields, such as electronics, condensed-matter physics, mechanics, and biology [15,16], and study the stagnant motion generated by the system. The term “nonchaotic stagnant motion” in this paper represents anomalous dynamics accompanied by long laminar phases and those interruptions *not* based on chaotic dynamics. Stagnant motion in a MQPGS is related to the spatial quasiperiodicity of the gradient, which differs from the temporal quasiperiodicity in intermittent SNAs. The quasiperiodic gradient could be implemented in some Josephson junction circuits. Our main result is the theoretical derivation of the asymptotic divergence of the displacement in a MQPGS. By comparing the asymptotic behavior in the MQPGS with the renewal rate in a PM system, we clarify a significant difference in the relaxation property of the long-time average of the dynamical variable.

This paper is organized as follows: Section II introduces the MQPGS and mentions some implementation methods, Section III presents the analysis of a two-period case of a MQPGS, and Section IV gives the derivation of the density function of residence times near stagnation points. Section V clarifies the parameter dependence of the largest residence time from a number-theoretic point of view, Section VI gives the derivation of the asymptotic behavior of the MQPGS, and the last section presents a comparison between the non-

*t.mitsui@aoni.waseda.jp

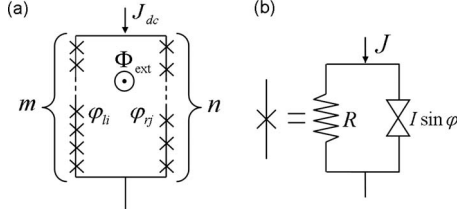


FIG. 1. (a) Asymmetric multijunction SQUID for an implementation of MQPGS. (b) Resistively shunted junction model of a single Josephson junction in overdamped limit.

chaotic stagnant motion of MQPGS and the intermittent chaos of the PM system from the viewpoint of asymptotic behavior.

II. MARGINAL QUASIPERIODIC GRADIENT SYSTEM

A nonuniform oscillator [15] is described by the equation

$$\dot{x} = 1 - A \cos x \quad (1)$$

in the time scale normalizing the phase-averaged angular frequency. Here A is the control parameter, and $A=0$ corresponds to the uniform oscillator. The nonuniform oscillator has a phase-drift ($A < 1$) or phase-locked state ($A > 1$) as a result of saddle-node bifurcation. There are many oscillatory phenomena explained by Eq. (1), such as those in oscillating neurons, firefly flashing, a Josephson junction, and an overdamped pendulum driven by a constant torque [15,16].

As a mathematical extension, it is natural to ask what happens when the right-hand side of Eq. (1) becomes quasiperiodic. Thus we introduce an MQPGS described by a one-dimensional ordinary differential equation

$$\frac{dx(t)}{dt} = 1 - A_1 \cos(k_1 x + \delta_1) - A_2 \cos(k_2 x + \delta_2), \quad (2)$$

where $A_i > 0$, k_i , δ_i ($i=1,2$) are parameters, k_1/k_2 is irrational, and $A_1 + A_2 = 1$. We are also interested in the rational system (k_1/k_2 is rational), since the MQPGS is indistinguishable from well-approximated rational systems in a finite time and with finite resolution.

The MQPGS could be implemented in asymmetric multijunction superconducting quantum interference devices (SQUIDs) modeled after the 3JJ SQUID ratchet proposed by Zapata *et al.* [17]. Figure 1 shows the schematic representation of an asymmetric multijunction SQUID threaded by a flux Φ_{ext} , where the left and right branches contain m and n identical Josephson junctions, respectively. The SQUID is driven by a dc current J_{dc} , which splits into two branch currents, J_l (left) and J_r (right). We assume that the junctions are described by the resistively shunted junction (RSJ) model [18–20] with resistance R and critical current I . Furthermore, we consider the overdamped limit, $(2e/\hbar)IR^2C \ll 1$, where the junction capacitance C is negligible [see Fig. 1(b)], and also the Nyquist noise current is neglected. Then, the phase ϕ_{li} , across the single junction i on the left branch, obeys the following equation:

$$\frac{\hbar}{2eR} \dot{\phi}_{li} + I_l \sin(\phi_{li}) = J_l. \quad (3)$$

On the right arm, the phase ϕ_{rj} of the junction j obeys the equation obtained by replacing labels l and i in Eq. (3) with r and j , respectively. If identical initial conditions are assumed, the only solutions for each junction are phase-locked states, $\phi_{l1} = \phi_{l2} = \dots = \phi_{lm} = \phi_l$ and $\phi_{r1} = \phi_{r2} = \dots = \phi_{rn} = \phi_r$. In the limit where the total loop inductance L is negligible, $|LI| \ll \Phi_0$, the total flux is approximately equal to the external flux Φ_{ext} , where $\Phi_0 \equiv \hbar/2e$ is the flux quantum. Then, the integration of the gauge invariant phase around the loop yields $m\phi_l - n\phi_r = -2\pi\Phi_{\text{ext}}/\Phi_0 + 2\pi s$ ($s \in \mathbb{N}$). Consequently, the Kirchhoff's current law $J_{dc} = J_l + J_r$ is given by

$$\frac{\hbar}{2eR} \left(1 + \frac{m}{n}\right) \dot{\phi}_l = J_{dc} - I_l \sin(\phi_l) - I_r \times \sin\left(\frac{m}{n}\phi_l + 2\pi \frac{\Phi_{\text{ext}}/\Phi_0 - s}{n}\right),$$

which approximately describes the MQPGS with $k_2/k_1 \approx m/n$, under the condition of $J_{dc} = I_l + I_r$, if all the variables are transformed properly. Note that the better approximation of $k_2/k_1 \approx m/n$ yields the better implementation.

Also, the MQPGS could be implemented in a dc-driven circuit consisting of overdamped Josephson junctions coupled by ideal transformers. However, we omit a detailed description, since this is not the purpose of this paper.

III. NONCHAOTIC STAGNANT MOTION

In the following sections, we analyze dynamics of MQPGS, focusing on a typical case:

$$\frac{dx(t)}{dt} = 1 - \frac{1}{2} \cos(2\pi x) - \frac{1}{2} \cos(2\pi kx), \quad (4)$$

where k is a control parameter, and $x(0) = x_0$. The displacement $x(t)$ never decreases but frequently slows down due to the quasiperiodic gradient. Figure 2 shows the trajectories of the displacement $x(t)$ starting from the same initial condition $x_0 = 1/2$ for various values of k near the inverse golden ratio $\varphi^{-1} = \frac{\sqrt{5}-1}{2}$. In the case where k is a rational number, p/q , with co-prime integers p and q , the displacement $x(t)$ finally goes to one of the equilibrium states $x = qn$ ($n \in \mathbb{Z}$). Actually, the line (d) in Fig. 2 is for $k = 377/610$, which has an equilibrium point at $x = 610$. If the parameter k is p'/q' , which differs slightly from p/q , and $q' > q$, the displacement $x(t)$ takes a long time to pass through the vicinities of equilibrium points for $k = p/q$. We call these stagnant phases. Lines (a)–(c) in Fig. 2 represent the displacements for several k values slightly different from $377/610$. We observe the alternation between long stagnant phases and rapid moving phases, which is reminiscent of intermittent chaos (see the inset of Fig. 2). When k is irrational, the equilibrium points vanish except for the origin, but the motion stagnates in the vicinity of $x = qn$ if the value of k is close to p/q . Note that every rational k is a bifurcation point; i.e., the system is structurally unstable with respect to k .

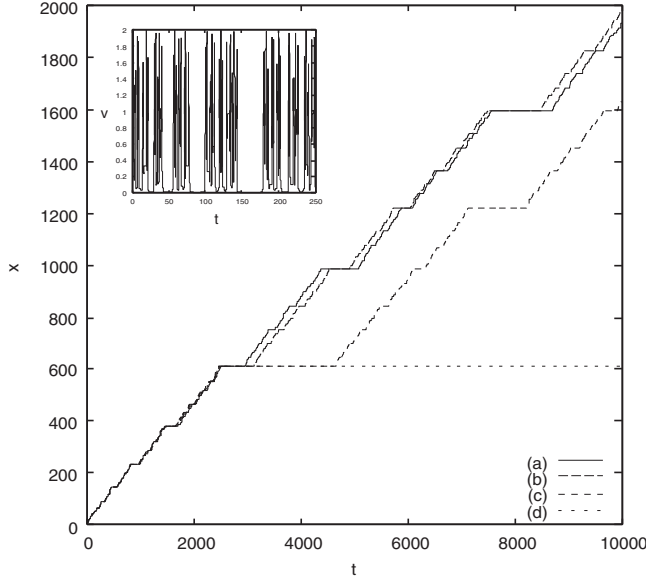


FIG. 2. Displacement trajectories $x(t)$ starting from the same initial condition $x_0=1/2$ for various values of parameter k near the inverse golden ratio $\varphi^{-1}=\frac{\sqrt{5}-1}{2}$. k values for each line are given in Table I. The inset shows the velocity $v(t)$ for $k=\varphi^{-1}$.

When the motion stagnates, the factor $\cos(2\pi x)$ must approach unity. Thus the coordinates of the stagnation points are restricted to the vicinities of integers n . Hence we consider the relative dynamics of the variable $y=x-n$ ($-\frac{1}{2}\leq y\leq\frac{1}{2}$) within each cell $I_n\equiv[n-\frac{1}{2},n+\frac{1}{2}]$, and introduce new parameters:

$$\gamma_n \equiv \begin{cases} kn(\text{mod}1) & \text{if } kn(\text{mod}1) \leq 1/2, \\ kn(\text{mod}1) - 1 & \text{if } kn(\text{mod}1) > 1/2, \end{cases}$$

$$\varepsilon_n \equiv |\gamma_n| = \min[kn(\text{mod}1), 1 - kn(\text{mod}1)].$$

Then, the dynamics in the n th cell is written as

$$\frac{dy(t)}{dt} = 1 - \frac{1}{2} \cos(2\pi y) - \frac{1}{2} \cos[2\pi(\gamma_n + ky)]. \quad (5)$$

The parameters γ_n and ε_n are uniquely determined for each n in $-\frac{1}{2} < \gamma_n \leq \frac{1}{2}$ and in $0 \leq \varepsilon_n \leq \frac{1}{2}$, respectively. They relate to the amount of the stagnation in each cell.

IV. DENSITY FUNCTION OF RESIDENCE TIMES

In the following, let k be irrational, and the initial condition be $x_0=1/2$. Then, the displacement $x(t)$ visits every cell I_n ($n \geq 1$) only once in the course of time. Let us define the residence time T_n as the period for which the object stays in the n th cell I_n as

TABLE I. Parameters for lines in Fig. 2.

Line	k	Continued fraction ^a	Approximation
(a)	$\frac{102334155}{165580141}$	$[0; \bar{1}^{40}]$	0.618033988749894
(b)	$\frac{148099316}{239629871}$	$[0; \bar{1}^{14}, 2, \bar{1}^{25}]$	0.618033617353155
(c)	$\frac{514220604}{832027711}$	$[0; \bar{1}^{14}, 10, \bar{1}^{25}]$	0.618033260658830
(d)	$\frac{377}{610}$	$[0; \bar{1}^{14}]$	0.618032786885245

^aFor example, the notation $[0; \bar{1}^{14}, 2, \bar{1}^{25}]$ means a finite continued fraction $[q_0; q_1, q_2, \dots, q_{40}]$ with partial quotients, $q_0=0$, $q_1=q_2=\dots=q_{14}=1$, $q_{15}=2$, and $q_{16}=\dots=q_{40}=1$.

$$T_n = \int_{-1/2}^{1/2} \frac{dy}{1 - (1/2)\cos(2\pi y) - (1/2)\cos[2\pi(\gamma_n + ky)]}$$

Due to the symmetry of the integral interval, γ_n in the integral can be replaced with ε_n . Thus the residence time T_n is written as a function of ε_n ,

$$T_n = \int_{-1/2}^{1/2} \frac{dy}{1 - (1/2)\cos(2\pi y) - (1/2)\cos[2\pi(\varepsilon_n + ky)]}. \quad (6)$$

To estimate the residence time, consider the narrow y region for each cell, in which $\cos(\pi y)$ and $\cos[\pi(\gamma_n + ky)]$ approach unity simultaneously, and are approximated by the second-order Taylor expansion around zero for each phase. When $k < 1$ is satisfied, at most only one such region is present within each cell, and is expressed by the parameter r near unity as follows:

$$I_{n,r} = \{y | \cos(2\pi y) > r \wedge \cos[2\pi(\gamma_n + ky)] > r\},$$

$$= (\max\{-\delta(r), -[\delta(r) + \gamma_n]/k\}, \min\{\delta(r), [\delta(r) - \gamma_n]/k\}),$$

where $\delta(r) = \frac{1}{2\pi} \arccos(r)$. For $k > 1$, Eq. (5) is reduced to a similar form for $0 < k' < 1$ using scale transformation $k' = 1/k$, $x' = kx$, and $t' = kt$. Therefore we limit our discussion to the case of $0 < k < 1$. In each region $I_{n,r}$, Eq. (4) is approximated by the second-order Taylor expansion,

$$\frac{dy}{dt} \approx \pi^2(1+k^2) \left(y + \frac{k}{1+k^2} \gamma_n \right)^2 + \frac{\pi^2 \varepsilon_n^2}{1+k^2}. \quad (7)$$

The second term of Eq. (7) gives the minimum velocity in each cell. The residence time $T_{n,r}$ in the region $I_{n,r}$ is given by the integration of Eq. (7),

$$T_{n,r} \approx \frac{1}{\pi^2(1+k^2)} \left[\frac{1+k^2}{\varepsilon_n} \arctan\left(\frac{(1+k^2)y}{\varepsilon_n}\right) \right]_{\max[-\delta(r), -[\delta(r) + \gamma_n]/k] + k\gamma_n/(1+k^2)}^{\min[\delta(r), [\delta(r) - \gamma_n]/k] + k\gamma_n/(1+k^2)} \rightarrow \frac{1}{\pi \varepsilon_n} (\varepsilon_n \rightarrow 0). \quad (8)$$

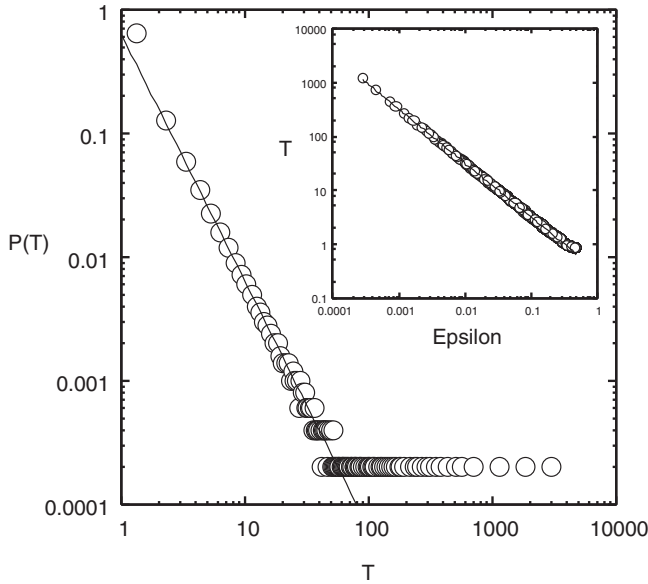


FIG. 3. The density function $P(T)$ of residence times for $k = \varphi^{-1}$. Residence times from $n=1$ to 5000 are used. The bin width is set to 1. The solid line represents a theoretical estimate obtained from Eq. (11). Deviations are observed for large T , where the statistics are poor. The inset shows the residence times T_n as a function of ε_n . The residence times T_n from $n=1$ to 2000 are plotted for $k = \varphi^{-1}$. The solid line is the theoretical estimate from Eq. (10). Deviations from the theoretical estimate $|T_n - \frac{1}{\pi\varepsilon_n}|$ converge to about 0.063 ± 0.001 when $\varepsilon_n < 0.001$.

In the complementary regions $I_n \setminus I_{n,r}$, the residence times are shorter than $1/(1-r)$, since $\dot{y} > 1-r$. Therefore the residence time T_n is dominated by $T_{n,r}$ for small ε_n , i.e.,

$$T_n \sim \frac{1}{\pi\varepsilon_n}. \quad (9)$$

This is the same as the universal scaling of type-I intermittency with an index of $-1/2$, since $T_n \sim (\pi^2\varepsilon_n^2)^{-1/2}$ when the channel width is $\pi^2\varepsilon_n^2/(1+k^2)$.

After sufficient displacement $x(t)$, the density function of observed ε_n converges to a uniform density $F(\varepsilon_n)=2$ on the interval $(0, \frac{1}{2})$, since the values of $kn \pmod{1}$ ($n \in \mathbb{N}$) are distributed uniformly on the torus interval $(0, 1)$ [21]. As a result, the density function $P(T)$ of residence times is obtained by $P(T) = -F(\varepsilon) \frac{d\varepsilon}{dT}$ and shows an inverse-square law when the residence time T is sufficiently large,

$$P(T) \rightarrow \frac{2}{\pi T^2} (T \rightarrow \infty). \quad (10)$$

Note that this density function does not have any finite moments.

The numerical results agree with Eqs. (9) and (10) in their asymptotic regions, as shown in Fig. 3. It is significant that the asymptotic behavior of the density function $P(T)$ is independent of parameter k , provided that k is irrational. Nevertheless, the observation time for obtaining the universal density function depends substantially on k .

V. RENEWAL PROCESS OF THE LARGEST RESIDENCE TIME

Let us consider that the displacement $x(t)$ has passed through the finite space interval $[x_0, n_l + \frac{1}{2})$, where n_l is the index of the latest cell I_{n_l} that the displacement passed through. Then, the largest residence time during the passage up to the cell I_{n_l} is defined by

$$T_{n \leq n_l}^{\max} = T_{n < n_l + 1}^{\max} = \max\{T_n | 1 \leq n \leq n_l\}.$$

When the number n_l of passed cells increases, the largest residence time $T_{n \leq n_l}^{\max}$ is renewed. This section clarifies the positions of cells where the renewal occurs.

The parameter k can be expressed by the continued fraction representation as $k = [q_0; q_1, q_2, \dots, q_{i-1}, \theta_i]$, where $q_0 \in \mathbb{Z}$, $q_i \in \mathbb{N}$, $\theta_i \in \mathbb{R}$, and $\theta_i > 1$. $\{q_i\}$ are called partial quotients, defined by the formula $q_i = \lfloor \theta_i \rfloor$. θ_i is the i th complete quotient, generated by the recursion formula $\theta_i = q_i + \frac{1}{\theta_{i+1}}$. Replacing θ_i in the continued fraction with q_i , we get the i th convergent of k , i.e., $P_i/Q_i = [q_0; q_1, q_2, \dots, q_{i-1}, q_i]$. These successive convergents are generated by the following recursion relations [22]:

$$P_i = q_i P_{i-1} + P_{i-2}, \quad P_{-2} = 0, \quad P_{-1} = 1,$$

$$Q_i = q_i Q_{i-1} + Q_{i-2}, \quad Q_{-2} = 1, \quad Q_{-1} = 0. \quad (11)$$

Note that the sequences $\{P_i\}$ and $\{Q_i\}$ increase monotonically.

Let m be the nearest integer to kn . Then, ε_n is given by $\varepsilon_n = |kn - m|$. Using the above parameters, we can rewrite ε_n for $n = Q_i$ ($i \geq 1$) as

$$\varepsilon_{Q_i} = |kQ_i - P_i| = \frac{1}{\theta_{i+1}Q_i + Q_{i-1}} \quad (i \geq 1), \quad (12)$$

which is derived in Appendix A.

The following theorem of Lagrange states the order relations in the sequence $\{\varepsilon_n\}$ [22].

Theorem 1. Let rational m/n be different from either P_i/Q_i or P_{i+1}/Q_{i+1} with $1 \leq n \leq Q_{i+1}$. Then,

$$|nk - m| > |kQ_i - P_i| > |kQ_{i+1} - P_{i+1}|,$$

i.e.,

$$\varepsilon_j > \varepsilon_{Q_i} > \varepsilon_{Q_{i+1}}$$

for any integer j satisfying $1 \leq j < Q_{i+1}$ and $j \neq Q_i$.

The proof is given in Appendix B.

Since the residence times T_n are determined by the parameters ε_n , the next corollary follows for the residence times.

Corollary 1. Let $1 \leq j < Q_{i+1}$ and $j \neq Q_i$,

$$\varepsilon_j > \varepsilon_{Q_i} > \varepsilon_{Q_{i+1}},$$

$$\Rightarrow T_j < T_{Q_i} < T_{Q_{i+1}}.$$

Proof. The order relations in the sequence $\{\varepsilon_n\}$ are ob-

tained from Theorem 1. The residence time T_n is a monotonically decreasing function of ε_n , since $\frac{dT_n}{d\varepsilon_n} < 0$, as proven in Appendix C. Hence the inequalities in residence times $\{T_n\}$ hold. ■

Corollary 1 states that the renewal of the largest residence time $T_{n \leq n_i}^{\max}$ occurs when the displacement $x(t)$ passes through cell I_{Q_i} ($i \geq 1$), which includes the stagnation points $x \approx Q_i$. Therefore the largest residence time is given simply by

$$T_{n < Q_{i+1}}^{\max} = T_{Q_i} \approx \frac{\theta_{i+1}Q_i + Q_{i-1}}{\pi}. \quad (13)$$

Hence if we know the convergent series of parameter k , the positions of cells where the renewal occurs are completely determined. For example, for $k = \varphi^{-1}$, the stagnation points generating the largest residence time are determined by Eq. (11) with $q_0 = 0$ and $q_i = 1$ ($i \geq 1$), and given by $Q_i = \frac{\varphi^{i+1} - (-\varphi^{-1})^{i+1}}{\sqrt{5}}$, i.e., the *Fibonacci sequence* [see line (a) in Fig. 2].

VI. ASYMPTOTIC BEHAVIOR OF THE DISPLACEMENT

According to the renewal of the largest residence time, the finite-time average of the velocity $\bar{v}(x, t) = x(t)/t$ is expected to decrease gradually as time t grows, although it stays positive. In this section, the asymptotic behavior of the displacement $x(t)$ is investigated in detail.

A. Asymptotic estimate of the ratio $t/x(t)$

The fluctuation of the ratio $t/x(t)$ characterizes the deviation from the linear increase in the displacement. Let us define the ratio by $r(x) = t/x(t)$ as a function of the variable x under the fixed initial condition $x_0 = 1/2$.

It can be proven that the ratio $r(x)$ satisfies the following inequalities for large integers Q_i :

$$r\left(Q_i + \frac{1}{2}\right) \geq r\left(n + \frac{1}{2}\right) \geq r\left(Q_{i+1} - \frac{1}{2}\right) \quad (14)$$

$$n = Q_i, Q_i + 1, \dots, Q_{i+1} - 1.$$

The proof is given in Appendix D by assuming the ergodic property of the sequence $\{\varepsilon_n\}$. Each term in Eq. (14) is generally given by $r(n + \frac{1}{2}) \approx \frac{1}{n} \sum_{j=1}^n T_j$ for large integers n , which is the arithmetical average of the residence times up to the n th cell. Assume that the dynamics of the sequence $\{\varepsilon_j\}_{j=1}^{Q_i-1}$ is approximately ergodic over the interval $[\varepsilon_{Q_{i-1}}, \varepsilon^{\max}]$ for large Q_i where ε^{\max} denotes the maximum of ε_j ($j = 1, \dots, Q_i - 1$), and the minimum becomes $\varepsilon_{Q_{i-1}}$ from Theorem 1. Then, the arithmetical average can be replaced with the average calculated by the density function $P(T)$, whose asymptotic form is given by Eq. (10). Therefore the ratio $r(Q_i + \frac{1}{2})$ in the left part of Eq. (14) is approximated for large Q_i as follows:

$$r\left(Q_i + \frac{1}{2}\right) \approx \frac{1}{Q_i - 1} \sum_{j=1}^{Q_i-1} T_j + \frac{T_{Q_i}}{Q_i},$$

$$\approx \int_{T^{\min}}^{T_{Q_i-1}} TP(T) dT + \frac{T_{Q_i}}{Q_i},$$

$$= \frac{2}{\pi} \ln T_{Q_{i-1}} + C_0(k) + \frac{T_{Q_i}}{Q_i},$$

where T^{\min} denotes the minimum residence time corresponding to ε^{\max} , and the term $C_0(k)$ is defined by $C_0(k) = \int_{T^{\min}}^{T_{Q_{i-1}}} TP(T) dT - \frac{2}{\pi} \ln T_{Q_{i-1}}$, the value of which depends on the behavior of $P(T)$ in the nonasymptotic region. It is numerically confirmed that $C_0(k)$ converges to a constant for large Q_i [in particular $C_0(\varphi^{-1}) \approx 0.558$]. From Eq. (13), the ratio $r(Q_i + \frac{1}{2})$ can be written solely with information about the rational approximation of parameter k ,

$$r\left(Q_i + \frac{1}{2}\right) \approx \frac{2}{\pi} \ln(Q_i + Q_{i-1}/\theta_{i+1}) + \frac{\theta_{i+1}Q_i + Q_{i-1}}{\pi Q_i} + C_1(k), \quad (15)$$

where $C_1(k) = C_0(k) - \frac{2}{\pi} \ln \pi$. In the same manner, the ratio $r(Q_{i+1} - \frac{1}{2})$ on the right-hand side of Eq. (14) is given for large Q_{i+1} by

$$r\left(Q_{i+1} - \frac{1}{2}\right) \approx \frac{2}{\pi} \ln(Q_{i+1} + Q_i/\theta_{i+2}) + C_1(k). \quad (16)$$

Using Eqs. (14)–(16), we can estimate the ratio $r(x)$ as follows:

$$\frac{2}{\pi} \ln Q_{i+1} + C_1(k) \leq r\left(n + \frac{1}{2}\right) \leq \frac{2}{\pi} \ln Q_i + \frac{2}{\pi} \ln\left(1 + \frac{1}{q_i \theta_{i+1}}\right)$$

$$+ \frac{\theta_{i+1} + 1/q_i}{\pi} + C_1(k) \quad (17)$$

for

$$n = Q_i, Q_i + 1, \dots, Q_{i+1} - 1.$$

When $x = n + \frac{1}{2}$ ($n = Q_i, Q_i + 1, \dots, Q_{i+1} - 1$), x satisfies $Q_i < x < Q_{i+1}$, and Eq. (17) reduces to

$$\frac{2}{\pi} \ln x + C_1(k) < \frac{t}{x} < \frac{2}{\pi} \ln x + \frac{\theta_{i+1}}{\pi} + \frac{2 \ln 2 + 1}{\pi} + C_1(k),$$

for

$$x \in S_i \equiv \left\{ n + \frac{1}{2} \mid n = Q_i, Q_i + 1, \dots, Q_{i+1} - 1 \right\}$$

and its index i , where $1/q_i \leq 1$ and $1/(q_i \theta_{i+1}) < 1$ are used.

The ratio t/x can be expressed as the sum of a logarithmic term of x and some bounded function $f(x)$,

$$\frac{t}{x} \approx \alpha \ln x + f(x), \quad (18)$$

$$C_1(k) < f(x) < \frac{\theta_{i+1}}{\pi} + \frac{2 \ln 2 + 1}{\pi} + C_1(k)$$

for

$$x \in S_i \equiv \left\{ n + \frac{1}{2} \mid n = Q_i, Q_i + 1, \dots, Q_{i+1} - 1 \right\} \quad (19)$$

and its index i , where $\alpha = 2/\pi$. The above estimates for the ratio $r(x)$ from Eqs. (15)–(19) are in good agreement with the

$$\frac{t}{x^{(3)}} = \alpha \ln \frac{t}{\alpha \ln \frac{t}{\alpha} + f_L} + f_L,$$

$$\frac{t}{x^{(4)}} = \alpha \ln \frac{t}{\alpha \ln \frac{t}{\alpha \ln \frac{t}{\alpha} + f_L} + f_L} + f_L,$$

and so on. A higher-order logarithmic correction brings about better agreement with the numerical results. The approximation functions $\{x^{(n)}(t)\}$ converge by oscillating to a unique function $x^{(\infty)}(t)$ for large t , as the order n of logarithmic correction increases.

VII. SUMMARY AND DISCUSSION

We have studied nonchaotic stagnant motion in the MQPGS. It was shown that the density function of residence times obeys the inverse-square law, independent of the parameter k . The spatial configuration of residence times, however, is sensitive to k . The renewal of the largest residence time occurs when the displacement $x(t)$ has passed through the cells I_{Q_i} , i.e., by the stagnation points $x \approx Q_i$, which are denominators of the convergent sequence of parameter k . Finally, the asymptotic behavior was given in the form of a nested logarithm.

It is meaningful to compare the MQPGS to intermittent chaotic systems [4–6]. In the PM system mentioned in Sec. I, the residence time T of a laminar phase, starting at a reinjection point x_{in} scales as $T \propto x_{in}^{-(z-1)}$ as $x_{in} \rightarrow 0$. Since the probability density function (PDF) $P_{in}(x_{in})$ of the reinjection points varies only slowly with x_{in} , i.e., $P_{in}(x_{in} \rightarrow 0) \approx \text{const}$, the PDF of residence times $P_{PM}(T)$ follows an inverse-power law $P_{PM}(T) \propto T^{-z/(z-1)}$. In particular, $P_{PM}(T) \propto T^{-2}$ for $z=2$, as in the case of Eq. (10).

Confining our discussion to the Pomeau-Manneville intermittency, the following two factors are essential for the appearance of intermittency: local slow dynamics near the unstable periodic point, called intermissions, and a certain randomness in the seeds of residence time fluctuations. The reinjection points x_{in} are considered as the seeds in the PM system, and the parameters ε_n are considered as the seeds in MQPGS. For the two essential factors, the local mechanisms generating intermissions are almost the same in the two systems. However, the seeds of residence time fluctuations have different properties in the systems. The reinjection points x_{in} are random in the sense that they are not only ergodic but also mixing (i.e., the correlation vanishes rapidly). On the other hand, the parameters ε_n have regularity, since they are only ergodic and not mixing.

This difference is reflected in the asymptotic behavior, especially in the relaxation behavior of the long-time average. In the PM system, the renewal rate $H(n)/n$ of chaotic bursts converges as $1/\ln n$ for $z=2$, which is derived based on the assumption that the successive residence times can be considered as independent random variables [4–6]. In the MQPGS, however, the occurrence rate of rapid moving

phase, which coincides with $x(t)/t$, converges in the form of a nested logarithm. The peculiar formula reflects the quasiperiodic correlation in ε_n . We also note that the log periodicity of the asymptotic behavior also appears in quasichaotic systems, which exhibit weakly mixing dynamics and have a zero Lyapunov exponent [24]. We believe that the MQPGS affords another model for investigating complex phenomena, including slow relaxation, as well as nonstationarity, from the viewpoint of the regular system.

In Sec. II we mentioned the structural instability of this system. The stagnation points that generate the largest residence time are structurally unstable, at which trajectories with slightly different parameter values can separate. This instability depends on the number-theoretic properties of k . We will investigate this aspect in a forthcoming paper [25].

ACKNOWLEDGMENTS

The author thanks Professor Y. Aizawa for valuable discussions and a great deal of encouragement, Dr. T. Akimoto and Dr. T. Miyaguchi for useful comments on the manuscript, and S. Shinkai for a lecture on the Lambert W function. This work has been supported by a grant to the 21st-Century COE program, ‘‘Holistic Research and Education Center for Physics of Self-Organization Systems,’’ at Waseda University from the Ministry of Education, Culture, Sports, Science, and Technology (MEXT), Japan.

APPENDIX A: DERIVATION OF EQ. (12)

In the theory of continued fraction, the following formulas are known [22]: (i) P_i 's and Q_i 's have the property that

$$P_{i+1}Q_i - P_iQ_{i+1} = (-1)^i (i \geq -2). \quad (\text{A1})$$

(ii) The parameter k is written in another form,

$$k = \frac{\theta_{i+1}P_i + P_{i-1}}{\theta_{i+1}Q_i + Q_{i-1}} (i \geq -1). \quad (\text{A2})$$

Using Eqs. (11), (A1), and (A2), the difference between the value of k and its i th convergent is given by

$$k - \frac{P_i}{Q_i} = \frac{(-1)^i}{(\theta_{i+1}Q_i + Q_{i-1})Q_i}. \quad (\text{A3})$$

Thus

$$|kQ_i - P_i| = \frac{1}{\theta_{i+1}Q_i + Q_{i-1}}.$$

Since the sequence $\{Q_i\}$ increases monotonically for i , and $\theta_i > 1$,

$$|kQ_i - P_i| < |kQ_1 - P_1| = \frac{1}{\theta_2Q_1 + Q_0} = \frac{1}{\theta_2q_1 + 1} < \frac{1}{2}.$$

The inequality $|kQ_i - P_i| < 1/2$ assures that P_i is the nearest integer to kQ_i . As a result, $\varepsilon_{Q_i} = |kQ_i - P_i|$ holds.

APPENDIX B: PROOF OF THEOREM 1

This is the proof with a slight modification of the original one given by Lagrange [22]. Consider the equation

$$kn - m = \alpha(kQ_{i+1} - P_{i+1}) + \beta(kQ_i - P_i).$$

Separating the coefficient of k from the constant terms, we obtain two equations with two unknowns:

$$n = \alpha Q_{i+1} + \beta Q_i, \quad m = \alpha P_{i+1} + \beta P_i \quad (\text{B1})$$

with a determinant given by Eq. (A1). Since Eq. (B1) is transformed as $(-1)^i \alpha = mQ_i - nP_i$, $(-1)^i \beta = nP_{i+1} - mQ_{i+1}$, α and β must be integers. In addition, α and β cannot be zero, since m/n is different from either P_i/Q_i or P_{i+1}/Q_{i+1} . Furthermore, since $n \leq Q_{i+1}$, α and β must have opposite signs. Hence since $kQ_{i+1} - P_{i+1}$ and $kQ_i - P_i$ also have opposite signs from Eq. (A3),

$$|kn - m| = |\alpha(kQ_{i+1} - P_{i+1})| + |\beta(kQ_i - P_i)| > |kQ_i - P_i|.$$

Finally, we have $|kQ_i - P_i| > |kQ_{i+1} - P_{i+1}|$ from Eq. (12). ■

APPENDIX C: PROOF OF THE INEQUALITY

$$\frac{T_n(\varepsilon_n)}{d\varepsilon_n} < 0$$

Let $T(k, \varepsilon)$ denote the residence time $T_n(\varepsilon_n)$ defined by Eq. (6) abbreviating n ,

$$T(k, \varepsilon) = \int_{-1/2}^{1/2} \frac{dy}{1 - (1/2)\cos(2\pi y) - (1/2)\cos[2\pi(\varepsilon + ky)]}$$

for

$$(k, \varepsilon) \in (0, 1) \times (0, 1/2).$$

Then, the derivative of $T(k, \varepsilon)$ with respect to ε is given by

$$\frac{dT(k, \varepsilon)}{d\varepsilon} = -4\pi \int_{-1/2}^{1/2} f(y) dy,$$

where

$$f_1(z) + f_2(z) = \frac{4 \sin(2\pi z) \sin(2\pi kz) \sin[2\pi(\varepsilon/k)] \{2 - \cos(2\pi kz) - \cos(2\pi z) \cos[2\pi(\varepsilon/k)]\}}{\{2 - \cos[2\pi(z + \varepsilon/k)] - \cos(2\pi kz)\}^2 \{2 - \cos[2\pi(z - \varepsilon/k)] - \cos(2\pi kz)\}^2} > 0.$$

Hence $\frac{dT}{d\varepsilon} < 0$.

$$\text{Region 3, } \varepsilon \geq \max\left[\frac{k}{2}, \frac{1-k}{2}\right].$$

$$\begin{aligned} \frac{dT(k, \varepsilon)}{d\varepsilon} &= -4\pi \int_{-1/2}^{(1/2-\varepsilon)/k} f(y) dy - 4\pi \int_{(1/2-\varepsilon)/k}^{1/2} f(y) dy, \\ &= -4\pi \int_0^{1/2+(1/2-\varepsilon)/k} f_3(z) dz - 4\pi \int_0^{1/2-(1/2-\varepsilon)/k} f_4(z) dz, \\ &= -4\pi \int_0^{1/2-(1/2-\varepsilon)/k} [f_3(z) + f_4(z)] dz - 4\pi \int_{1/2-(1/2-\varepsilon)/k}^{1/2} f_3(z) dz, \end{aligned}$$

where

$$f_3(z) = \frac{\sin(2\pi kz)}{(2 - \cos\{2\pi[z - (1/2 - \varepsilon)/k]\} + \cos(2\pi kz))^2} > 0,$$

and

$$f_4(z) = -\frac{\sin(2\pi kz)}{(2 - \cos\{2\pi[z + (1/2 - \varepsilon)/k]\} + \cos(2\pi kz))^2} < 0$$

in each domain of integration without end points. In addition,

$$f(y) = \frac{\sin[2\pi(\varepsilon + ky)]}{\{2 - \cos(2\pi y) - \cos[2\pi(\varepsilon + ky)]\}^2}.$$

To know the sign of the derivative, the parameter space is partitioned into the following four regions:

$$\text{Region 1, } \frac{k}{2} < \varepsilon < \frac{1-k}{2}.$$

$$f(y) > 0 \quad \text{for } -\frac{1}{2} < y < \frac{1}{2}.$$

Thus $\frac{dT}{d\varepsilon} < 0$.

$$\text{Region 2, } \varepsilon \leq \min\left[\frac{k}{2}, \frac{1-k}{2}\right].$$

$$\frac{dT(k, \varepsilon)}{d\varepsilon} = -4\pi \int_{-1/2}^{-\varepsilon/k} f(y) dy - 4\pi \int_{-\varepsilon/k}^{1/2} f(y) dy,$$

$$= -4\pi \int_0^{1/2-\varepsilon/k} f_1(z) dz - 4\pi \int_0^{1/2+\varepsilon/k} f_2(z) dz,$$

$$= -4\pi \int_0^{1/2-\varepsilon/k} (f_1(z) + f_2(z)) dz - 4\pi \int_{1/2-\varepsilon/k}^{1/2+\varepsilon/k} f_2(z) dz,$$

where

$$f_1(z) = -\frac{\sin(2\pi kz)}{\{2 - \cos[2\pi(z + \varepsilon/k)] - \cos(2\pi kz)\}^2} < 0$$

and

$$f_2(z) = \frac{\sin(2\pi kz)}{\{2 - \cos[2\pi(z - \varepsilon/k)] - \cos(2\pi kz)\}^2} > 0$$

in each domain of integration without end points. In addition,

$$f_3(z) + f_4(z) = \frac{4 \sin(2\pi z) \sin(2\pi k z) \sin[2\pi(1/2 - \varepsilon)/k] \{2 - \cos(2\pi k z) - \cos(2\pi z) \cos[2\pi(1/2 - \varepsilon)/k]\}}{(2 - \cos\{2\pi[z - (1/2 - \varepsilon)/k]\} + \cos(2\pi k z))^2 (2 - \cos\{2\pi[z + (1/2 - \varepsilon)/k]\} + \cos(2\pi k z))^2} > 0. \quad (\text{C1})$$

Hence $\frac{dT}{d\varepsilon} < 0$.

Region 4, $\frac{1-k}{2} < \varepsilon < \frac{k}{2}$.

$$\begin{aligned} \frac{dT(k, \varepsilon)}{d\varepsilon} &= -4\pi \int_{-1/2}^{-\varepsilon/k} f(y) dy - 4\pi \int_{-\varepsilon/k}^{(1/2-\varepsilon)/k} f(y) dy - 4\pi \int_{(1/2-\varepsilon)/k}^{1/2} f(y) dy, \\ &= -4\pi \int_0^{1/2-\varepsilon/k} [f_1(z) + f_2(z)] dz - 4\pi \int_0^{1/2-(1/2-\varepsilon)/k} [f_3(z) + f_4(z)] dz - 4\pi \int_{1/2-2\varepsilon/k}^{(1-2\varepsilon)/k-1/2} f(y) dy. \end{aligned}$$

The first and the second terms are negative, as proven in regions 2 and 3, respectively. The last term is negative since $f(y) > 0$ in $[\frac{1}{2} - \frac{2\varepsilon}{k}, \frac{1-2\varepsilon}{k} - \frac{1}{2}]$. Thus $\frac{dT}{d\varepsilon} < 0$.

As a result, the monotonically decreasing property is proven. ■

APPENDIX D: PROOF OF EQ. (14)

For a large Q_i , Eq. (14) is equivalent to the following inequalities:

$$\begin{aligned} \frac{1}{Q_i} \sum_{j=1}^{Q_i} T_j &\geq \frac{1}{n} \sum_{j=1}^n T_j \geq \frac{1}{Q_{i+1}-1} \sum_{j=1}^{Q_{i+1}-1} T_j \\ (n = Q_i, Q_i + 1, \dots, Q_{i+1} - 1). \end{aligned} \quad (\text{D1})$$

Proof of the first inequality. The first inequality is equivalent to the following inequality:

$$\frac{1}{Q_i} \sum_{j=1}^{Q_i} T_j \geq \frac{1}{n - Q_{i j=Q_{i+1}}} \sum_{j=1}^n T_j \quad (n = Q_i + 1, \dots, Q_{i+1} - 1). \quad (\text{D2})$$

Assume that the dynamics of $\{\varepsilon_j\}_{j=Q_{i+1}}^n$ is approximately ergodic over the interval $[\varepsilon^{\min}, \varepsilon^{\max}]$, where $\varepsilon^{\min} (> \varepsilon_{Q_i})$ and ε^{\max} are the minimum and maximum of ε_j ($j = Q_i + 1, \dots, n$), respectively. Then, the summation of the right-hand side of Eq. (D2) can be replaced with the average calculated by the density function $P(T)$ defined by Eq. (10) as follows:

$$\frac{1}{n - Q_{i j=Q_{i+1}}} \sum_{j=1}^n T_j = \int_{T^{\min}}^{T^{\max}} TP(T) dT < \int_{T^{\min}}^{T_{Q_i}} TP(T) dT, \quad (\text{D3})$$

where the last inequality comes from $T^{\max} < T_{Q_i}$, due to Corollary 1. The last integral in Eq. (D3) is given by

$$\int_{T^{\min}}^{T_{Q_i}} TP(T) dT \approx \frac{2}{\pi} \ln(Q_i + Q_{i-1}/\theta_{i+1}) + \frac{2}{\pi} \ln \theta_{i+1} + C_1(k). \quad (\text{D4})$$

Using Eqs. (D4) and (15) for the left-right hand side of Eq. (D2), we find

$$\frac{1}{Q_i} \sum_{j=1}^{Q_i} T_j - \int_{T^{\min}}^{T_{Q_i}} TP(T) dT \approx \frac{(\theta_{i+1} - 2 \ln \theta_{i+1}) Q_i + Q_{i-1}}{\pi Q_i} > 0,$$

where $\theta - 2 \ln \theta > 0$ is used. Therefore Eq. (D2), i.e., the first inequality holds.

Proof of the second inequality. The middle term in Eq. (D1) can be written as

$$\frac{1}{n} \sum_{j=1}^n T_j = \frac{1}{n} \left[\sum_{j=1}^{Q_{i+1}-1} T_j - \sum_{j=n+1}^{Q_{i+1}-1} T_j \right].$$

Since the summation $\sum_{j=n+1}^{Q_{i+1}-1} T_j$ also does not have any term larger than T_{Q_i} , due to Corollary 1, it is estimated as

$$\sum_{j=n+1}^{Q_{i+1}-1} T_j \leq (Q_{i+1} - 1 - n) \int_{T^{\min}}^{T_{Q_i}} TP(T) dT,$$

where the ergodicity of $\{\varepsilon_j\}_{j=n+1}^{Q_{i+1}-1}$ is assumed again. Hence

$$\begin{aligned} \frac{1}{n} \sum_{j=1}^n T_j &\geq \frac{1}{n} \left[(Q_{i+1} - 1) \int_{T^{\min}}^{T_{Q_i}} TP(T) dT - (Q_{i+1} - 1 - n) \right. \\ &\quad \left. \times \int_{T^{\min}}^{T_{Q_i}} TP(T) dT \right] \\ &= \int_{T^{\min}}^{T_{Q_i}} TP(T) dT \approx \frac{1}{Q_{i+1} - 1} \sum_{j=1}^{Q_{i+1}-1} T_j. \end{aligned}$$

Thus the second inequality holds. ■

- [1] P. Bergé, M. Dubois, P. Manneville, and Y. Pomeau, *J. Phys. (France) Lett.* **41**, L341 (1980).
- [2] Y. Pomeau, J. C. Roux, A. Rossi, S. Bachelart, and C. Vidal, *J. Phys. (France) Lett.* **42**, L271 (1981).
- [3] W. J. Yeh and Y. H. Kao, *Appl. Phys. Lett.* **42**, 299 (1983); H. Seifert, *Phys. Lett.* **98A**, 213 (1983); Ch. Nöldeke and H. Seifert, *ibid.* **109A**, 401 (1985).
- [4] Y. Pomeau and P. Manneville, *Commun. Math. Phys.* **74**, 189 (1980); P. Manneville, *J. Phys. (France) Lett.* **41**, 1235 (1980).
- [5] T. Geisel and S. Thomae, *Phys. Rev. Lett.* **52**, 1936 (1984).
- [6] P. Gaspard and X.-J. Wang, *Proc. Natl. Acad. Sci. U.S.A.* **85**, 4591 (1988).
- [7] Y. Aizawa, *Chaos, Solitons Fractals* **11**, 263 (2000).
- [8] T. Akimoto and Y. Aizawa, *Nonlinear Phenom. Complex Syst. (Dordrecht, Neth.)* **9**, 178 (2006).
- [9] D. R. Cox, *Renewal Theory* (Methuen, New York, 1962).
- [10] A. Prasad, V. Mehra, and R. Ramaswamy, *Phys. Rev. Lett.* **79**, 4127 (1997).
- [11] A. Witt, U. Feudel, and A. Pikovsky, *Physica D* **109**, 180 (1997).
- [12] A. Venkatesan, K. Murali, and M. Lakshmanan, *Phys. Lett. A* **259**, 246 (1999).
- [13] A. Venkatesan, M. Lakshmanan, A. Prasad, and R. Ramaswamy, *Phys. Rev. E* **61**, 3641 (2000).
- [14] S.-Y. Kim, W. Lim, and E. Ott, *Phys. Rev. E* **67**, 056203 (2003).
- [15] S. H. Strogatz, *Nonlinear Dynamics and Chaos: With Applications in Physics, Biology, Chemistry, and Engineering* (Addison-Wesley, Reading, MA, 1994).
- [16] A. T. Winfree, *The Geometry of Biological Time*, 2nd ed. (Springer-Verlag, Berlin, 2001).
- [17] I. Zapata, R. Bartussek, F. Sols, and P. Hänggi, *Phys. Rev. Lett.* **77**, 2292 (1996).
- [18] W. C. Stewart, *Appl. Phys. Lett.* **12**, 277 (1968).
- [19] D. E. McCumber, *J. Appl. Phys.* **39**, 3113 (1968).
- [20] A. Barone and G. Paternò, *Physics and Applications of the Josephson Effect* (John Wiley & Sons, New York, 1982).
- [21] V. I. Arnold and A. Avez, *Ergodic Problems of Classical Mechanics* (Benjamin, New York, 1968).
- [22] A. M. Rockett and P. Szusz, *Continued Fractions* (World Scientific, New York, 1992).
- [23] Y. Cho and K. Park, *Am. Math. Monthly* **108**(10), 963 (2001).
- [24] G. M. Zaslavsky, *Phys. Rep.* **371**, 461 (2002).
- [25] T. Mitsui, *Progress of Theoretical Supplement* **173**, 243 (2008).